



Dodge County Head Start

Serving Birth to 5



Newsletter for September 2018









Baby Safety Month - Great information on this site: www.parents.com/baby/safety/babyproofing

Library Card Sign-Up Month - Visit your local library and sign up for a library card.

Apple Month - Buy different kinds of apples and have a family tasting party.

Classical Music Month - Next time you are downloading some music consider classical.



Sunday	Monday	Tuesday	Wednesday	Thursday	Friday	Saturday
2	3 Labor Day NO School!	4	5 National Cheese Pizza Day Early Out 	6 Open House & Parent Meeting	7	1 Bacon Day 8
9  GRANDPARENTS DAY	10	11  PATRIOT DAY	12 Early Out	13 Scooby-Doo Day PIWI 	14	15 Eat an Apple Day 
16	17 In 1787 the United States Constitution was signed. 	18	19 Early Out	20	21 Miniature Golf Day 	22 Autumn Begins
23 Checkers Day 30	24	25 	26 Johnny Appleseed Day Early Out	27 PIWI	28 National Good Neighbor Day	29

How was your day?

These first few weeks of school have gone by really fast! As things slow down and everyone gets into a routine take some time to ask your children about their day. When asking them a question ask an open ended question, which means the answer will be more than a yes or a no. This is a good way for them to recall their day and it encourages language skills. Here are a few examples you could use:

1. What was the best thing that happened at school today?
2. Tell me something that made you laugh today.
3. How did you help somebody today?
4. How did somebody help you today?
5. Tell me one thing that you learned today.
6. When were you the happiest today?
7. Tell me what your job was today.
8. Where did you play the most on the playground?



What's In Our Newsletter	
Introducing Staff	P. 2&3
What you can expect in our Newsletter	P. 3
News from the Director	P. 4
Child Safety Seat Info.	P. 4
I'm Safe	P. 5&6
Baker's Community Reward Program	P. 7&8
September Menu	P. 9

Website:
www.dodgecountyheadstart.org
 Address:
 P.O. Box 244, 1024 W. 23rd St.
 Fremont, NE 68025
 Phone:
 402-721-9022
 Fax:
 402-721-0504

Introducing Our Head Start Staff!

Here at Head Start our Teachers and Teacher Assistants would like to welcome you and your family to Head Start. Throughout the school year you will get to know the classroom staff!




Dani Hunnel
Red Room Teacher



Myranda Fagan
Green Room Teacher



Emerson Ruwe
Blue Room Teacher




Tammy Muessel
Yellow Room Teacher



Jeannie Simpson
Teacher Assistant
Red Room



Janita Jacob
Center Assistant
Bus Driver




Kenda Erickson
Teacher Assistant
Green Room



Dawn Egr
Teacher Assistant
Blue Room



Kaitlyn Polacek
Center Assistant



Leticia Sotelo
Teacher Assistant
Yellow Room


Parents: when your children come home and talk about their teacher or any other staff this will help put a face with a name.



Each family has a Family Service Worker and many of you have already met your worker!



Amanda Schwanke
Family Service Worker



Delaney Wickwire
Family Service Worker



Jessica Schmidt
Family Service Worker

Amanda and Delaney also visit our Early Head Start families!

Introducing Our Head Start Staff!

There are many other staff at Head Start that have an active role in your family and child's life.



Barb Paul
Food Service Manager



Brittany Brown
Education Specialist




Kristen Fagan
Parent, Family & Community
Engagement Specialist



Jillian Sherman
Health Specialist




Lynda Raasch
Health Assistant



Sandy Sousek
Office Manager



Stephanie Vance
Food Service Assistant



Stephanie Knust
Head Start Director



What you can expect in our Newsletter:

Classroom News from each Teacher!

Monthly Menu!

Pictures! Pictures! Pictures!

Great information for your family!

A calendar with upcoming events!

Included in the Newsletter this month is I'm Safe, take some time and read this.
After reading, practice a safety walk as a family!

News From the Director

From the Director...

I'd like to take this opportunity to welcome you all to the Dodge County Head Start program. I'm very excited to begin a new school year and I look forward to getting to know you and your children.

Over the course of the coming school year, we will offer you many opportunities to become involved in our program and your child's educational experience. Please pay special attention to the Parent Calendar you were given at registration and the monthly newsletters and weekly bulletins you will be receiving. Upcoming dates for parent meetings, family activities, and other important program functions will be included. I encourage you to take advantage of all the program has to offer, and to be involved as much as your schedule allows.

I'd also like to take this time to thank you in advance for following our policies and procedures. The safety and well-being of your children is always our first priority. When you follow our rules and regulations, and respect our policies and procedures, you help us ensure that our program is the best it can be at all times. As always, if you have any questions or concerns, don't hesitate to contact me.

Once again – Welcome!

Steph Knust



Types of Car Seats

Age Group	Type of Seat	General Guidelines
Infants & toddlers	<ul style="list-style-type: none">• Rear-facing–only• Rear-facing convertible	All infants and toddlers should ride in a rear-facing seat until they are at least 2 years of age or reach the highest weight or height allowed by their car seat manufacturer.
Toddlers & preschoolers	<ul style="list-style-type: none">• Convertible• Forward-facing with harness	Children who have outgrown the rear-facing weight or height limit for their convertible seat should use a forward-facing seat with a harness for as long as possible, up to the highest weight or height allowed by their car safety seat manufacturer.
School-aged children	<ul style="list-style-type: none">• Booster seats	All children whose weight or height exceeds the forward-facing limit for their car safety seat should use a belt-positioning booster seat until the vehicle seat belt fits properly, typically when they have reached 4 feet 9 inches in height and are 8 through 12 years of age. All children younger than 13 should ride in the back seat.
Older children	<ul style="list-style-type: none">• Seat belts	When children are old enough and large enough for the vehicle seat belt to fit them correctly, they should always use lap and shoulder seat belts for the best protection. All children younger than 13 years should ride in the back seat.

Parents and Caregivers:
The Nebraska Child Safety Restraint Law will change January 1, 2019, look for information in upcoming newsletters. If you have any questions regarding the current law please talk to a staff member at Head Start.



I'M SAFE!

You can teach your child to walk safely.

Here are some simple steps you can use and practice with your child.



Be seen.

Dress in bright clothes. Use reflective material. Carry a flashlight at dawn and dusk.

Cross together.

Children need to cross the street with a grown-up.



Get the facts.

Know where and when your children are walking. Know who is with them.

Watch, then cross.

Stop at the edge. Look left, right and left again. Wait until the road clears. Keep watching as you cross.



Know where to go.

Walk on sidewalks. If there is no sidewalk, walk on the far left facing traffic.

Cross safely.

Use crosswalks. Only cross streets at corners. Never cross from between parked cars.



Stay Together.

Young children should always walk with a grown-up. Older children should walk with a buddy.

Follow the rules.

Set an example for your children. Obey all traffic signs and signals. Children will copy what you do.



Your Child is in Safe Hands . . . Yours

Need more copies? Call 1-877-669-7233, x205. Photocopying is prohibited. © Child Safety Solutions, Inc. • www.imsafe.com

I'M SAFE!

Usted puede enseñarle a su hijo a caminar de manera segura.

A continuación hay unos simples pasos que puede usar y practicar con su hijo.



Asegúrese de que los vean.

Usen ropa de colores brillantes. Usen materiales reflectantes. Al amanecer y anochecer lleven una linterna.

Crucen la calle juntos.

Los niños tienen que cruzar la calle con un adulto.



Manténgase Informado.

Sepa dónde y cuándo sus hijos están caminando. Sepa quién o quienes están con ellos.

Miren a su alrededor y luego crucen.

Deténganse al borde de la acera. Miren a la izquierda, a la derecha y otra vez a la izquierda. Esperen hasta que la calle esté despejada de tráfico. Continúen mirando mientras cruzan.



Sepa por dónde ir.

Caminen en las aceras. Si no hay aceras, caminen a la izquierda de frente al tráfico.

Crucen de manera segura.

Usen los cruces peatonales. Solo crucen las calles en las esquinas. Nunca crucen en medio de vehículos estacionados.



No se separen.

Los niños pequeños siempre deben caminar con un adulto. Los niños mayores deben caminar con un compañero.

Siga las reglas.

Sea un ejemplo para sus hijos. Obedezca todas las señales de tránsito. Los niños copiarán lo que usted haga.



Su niño está en manos seguras... las suyas

¿Necesita más copias? Llame al 1-877-669-7233, x205. Está prohibido fotocopiar. © Child Safety Solutions, Inc. • www.imsafe.com